


NEW POSSIBILITIES AT YOUR FEET

The new trend flooring for modern room designs



Servo
Art[®]
CeFlo

 **Kiesel**
...klebt am Bau[®]
...Key to Quality Installation



"I have been waiting for decades for a modern seamless trend floor like this."

Prof. Hartmut A. Raiser,
Freelance architect BDA and freelance interior designer





Often it is the everyday things that we forget to devote our attention to. A floor for example, is something to which we more than anything assign a purpose, concentrating more on our choice of covering: carpet, tile or parquet.

People with high expectations need floor solutions that are able to fulfil the requirements of both aesthetics and functionality. The new ServoArt® trend flooring by Kiesel makes it possible to fully realise individualised, seamless designs.

The company Kiesel Bauchemie was awarded the 2009 innovation prize by the state of Baden-Württemberg in recognition of its ServoArt® CeFlo trend floor design. The ServoArt® CeFlo flooring is the result of years of research and development and sets new standards, both in its application and in its surface characteristics.

Good to know: fully meets expectations of innovation and high quality.

As a medium-sized family company, Kiesel Bauchemie has been concerned with the



DISCOVER A COMPLETELY NEW KIND OF SEAMLESS FLOOR

Innovative solutions for offices, restaurants, exhibition rooms and homes.




SLATE



STONE



EARTH



IVORY



GARNET



GLACIER



AMAZONITE

ServoArt® CeFlo gives the floor in your office, exhibition area or living space a natural, lively appearance, with every floor surface displaying its own unique character.

However, it takes considerable knowledge to create an optimum floor design with a strong support structure. The field of structural physics and the demands on such aspects as noise and heat insulation play a major role here. These skills are particularly important when the installed material itself is responsible for the floor's ultimate appearance. Like with ServoArt® CeFlo.

development and production of adhesives, primers, fillers and sealing systems for walls and floors for more than fifty years.

Kiesel is recognised as an inventive company. The intensive contact it maintains with its customers as well as to floor layers and raw material suppliers has a guiding influence on its research activities. The central works in Esslingen are equipped with the latest process technology. The innovative ServoArt® CeFlo is clearly and consciously oriented towards a natural appearance. The nature of the inlays and constantly changing structure mean that every single square metre is unique.



Interesting to combine

Give the floor in your home, business or retail space a completely new design. By varying construction heights and coloration, ServoArt® CeFlo harmonises perfectly with adjacent floor sections. Its surface structure makes it an excellent match to tiles, natural stone, parquet or carpet.

A UNIQUE FLOOR

ServoArt® CeFlo – decorative floor surface

A range of stainless steel profile strips, some with coloured inlays, are available to ensure clean end sections and transitions. By laying a seamless floor you can make any surface unique, no matter what shape or size it is.

Interesting to look at

ServoArt® CeFlo is not an off-the-peg product. ServoArt® CeFlo is applied on site, which means what you get really is quite unique to your premises. The incoming light and angle of view give the floor its own individual face, showing up its unique character. As with real leather or solid wood, cracks and other traces may show up as a result

of local structural and dynamic conditions. Connoisseurs know that this is a symbol of authenticity. A renowned interior designer once aptly referred to this phenomenon as the floor's 'life lines'.

A little technical information

The surface characteristics of the floor are comparable with those of a parquet or marble floor. ServoArt® CeFlo is a cement-based building material, which is laid with precisely coordinated materials and in a prescribed sequence of steps. After a hardening time of several days, the floor attains its final solidity, and is tough and hard-wearing. If you require more information, for example on resistance to wear from office chair castors, then please ask your qualified ServoArt® CeFlo floor layer.


Information about underfloor heating

You wish to fit underfloor heating? That is no problem. If you wish to be able to heat your floor, it can be done using temperature-coordinated underfloor heating systems that run on hot water. Our certified floor layer will be happy to give you more details.




"I am quite thrilled. I couldn't imagine a better floor for my boutique, neither in terms of design nor appearance. The individual flavour of the floor surface perfectly matches the design of our fashion collections."


Ina Bezner, owner of Boutique Karin Bezner – mode und wohnen



UNIQUE



LIVELY



HARD-WEARING

With a modicum of care, you will be able to enjoy your new trend floor for a considerable time to come. Like any floor, it is necessary to clean and maintain ServoArt® CeFlo on a regular basis. In general everyday conditions, it is enough to mop the floor clean. To ensure that your trend floor retains its beauty for as long as possible, we have developed a special maintenance and care system. The floor is pre-treated with

recommend fitting large, effective footmats in all entrance areas. For more information on factors that could affect the product warranty, see our website at www.kiesel.com. With a high-quality floor such as this, we are sure you will understand that the surface protection is only guaranteed when the ServoArt® CeFlo protection and care system is used. You can obtain these products from your floor layer.

BEAUTY THAT LASTS

Every ServoArt® CeFlo floor is unique

Bakit SL 9 matt sealing varnish or Bakit HP care oil and Taski Jontec matt by Kiesel, which means it will withstand water and standard household chemicals. But avoid using cleaning agents containing alcohol or alkali. Please be sure to only use Bakit KR cleaning concentrate. If the floor is heavily soiled, we would recommend full maintenance or thorough cleaning at large intervals, using Taski Jontec Matt F2f floor emulsion or Bakit PE polish remover. Since the build-up of dirt is inevitable, you should endeavour to catch as much of it as possible before it enters the room. Which is why we

A tip for the first few days

To allow it to harden properly, leave your new floor to rest for the first few days. This will also increase the life of the protective layer. After approximately three days, you can subject the floor to the usual degree of use and stress. Cleaning in the first few days should be done sparingly, and without liquid. If possible, refrain from laying any carpets during this time and remove any water-marks, drops, or other residues of water or other liquids immediately. Be very careful when moving any furniture or other heavy objects over the floor.

Our advice:

Fit adhesive-free, felt glides with fabric surround to all table and chair legs.



ROBUST

SEAMLESS

COLOURED



TECHNICAL SPECIFICATIONS

| | |
|--------------------------|---|
| Thickness of floor layer | Up to 10 mm |
| Consumption rate | Approx. 1,6 kg/m ² per millimetre of floor |
| Processing temperature | +15°C to +25°C, rel. humidity < 75 % |
| Substrate temperature | Uniform, in the range +15°C to +25°C |
| Mixing liquid | Approx. 5 litres per 20kg bag and colour |
| Slump | 14cm (determined by Kiesel) |
| Maturation time | Approx. 5 minutes (stir again) |
| Application time | Approx. 50 to 70 minutes, depending on colour |
| Ready for sanding | After approx. 24 hours or when dry |





...Key to Quality Installation

Kiesel Bauchemie GmbH u. Co. KG
Wolf-Hirth-Strasse 2 · 73730 Esslingen
Tel. +49 711 93134-0 · Fax +49 711 93134-140
www.kiesel.com · kiesel@kiesel.com